



Import Contact List

@ImOnMail.com



Importing your McLeodUSA Address Book

Login Details

Please provide login and password information to access your mail-account

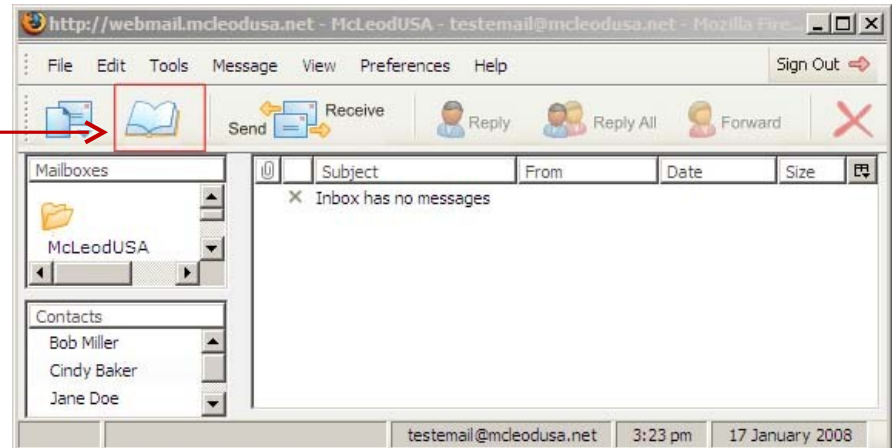
@ imonmail.com
Password:
Interface: Basic (Any browser)

← **Login to ImOnMail.com**

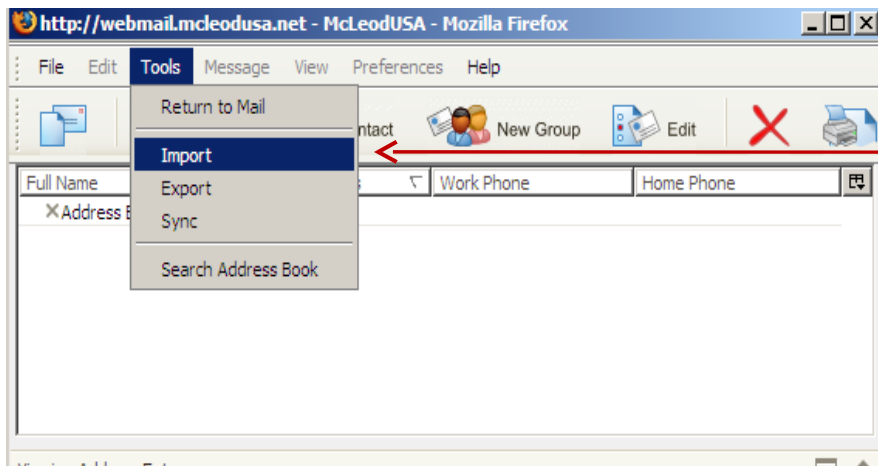
Help Information

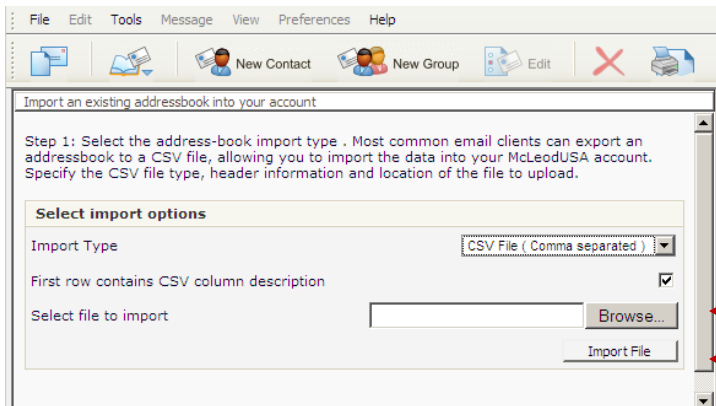
Want to learn more about ImOn Webmail and its functions? Consult the [online documentation](#) for assistance

Open your address book



← **Click on Tools, then Import**

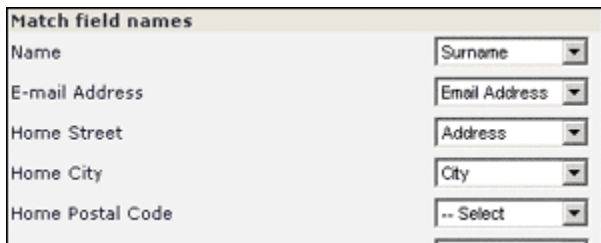




Click on **Browse**

Select the file you exported from your address book

Then, click the **Import File** button



You will need to match the fields on your CSV file with the corresponding fields in your ImOnMail.com Address Book. ImOnMail.com will suggest the best match; however you can make changes using the drop down menu of choices next to each field name.

If ImOnMail.com was unable to match a particular field, perhaps because that field was not included in your imported CSV file, the word **Select** will appear in the drop down menu field and you will need to make a selection or you may choose to ignore the field.

Click the button at the bottom to complete the process of matching the fields. If successful, you will see the number of new contacts added to your newly updated ImOnMail.com Address Book.